

RRFS

RED ROCK FINANCIAL SERVICES

ACME HOA

Month Ending: Wednesday, November 30, 2022

The following is a summary of your collection data:

Collected for Current Year: \$47,480.28

Accounts in Collection: 13

Collected in Past 12 Months: \$64,604.12

Total Delinquent Amount: \$22,814.60

ph **702-932-6887**

rrfs.com

The nation's **leader** in collection services

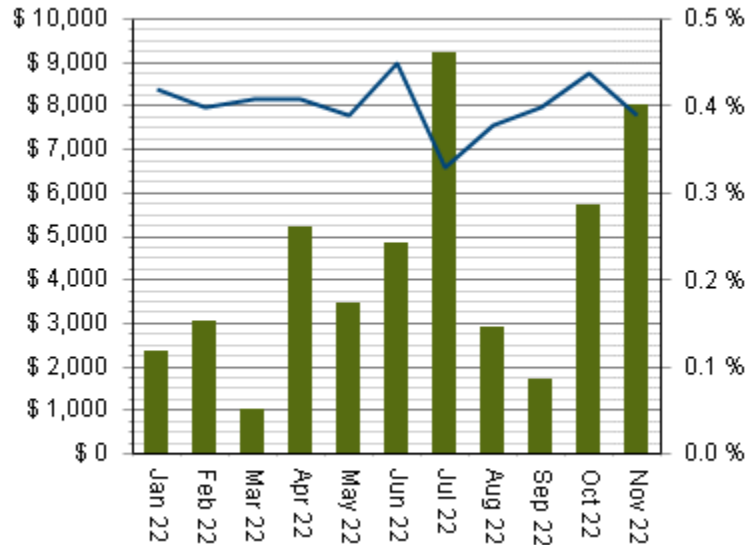
ACME HOA

* Updated as of: 12/1/2022 9:29:32

12 MONTH ROLLING COLLECTED

 \$ Collected  Assessment Delinquency %

Total: **\$64,604.12**



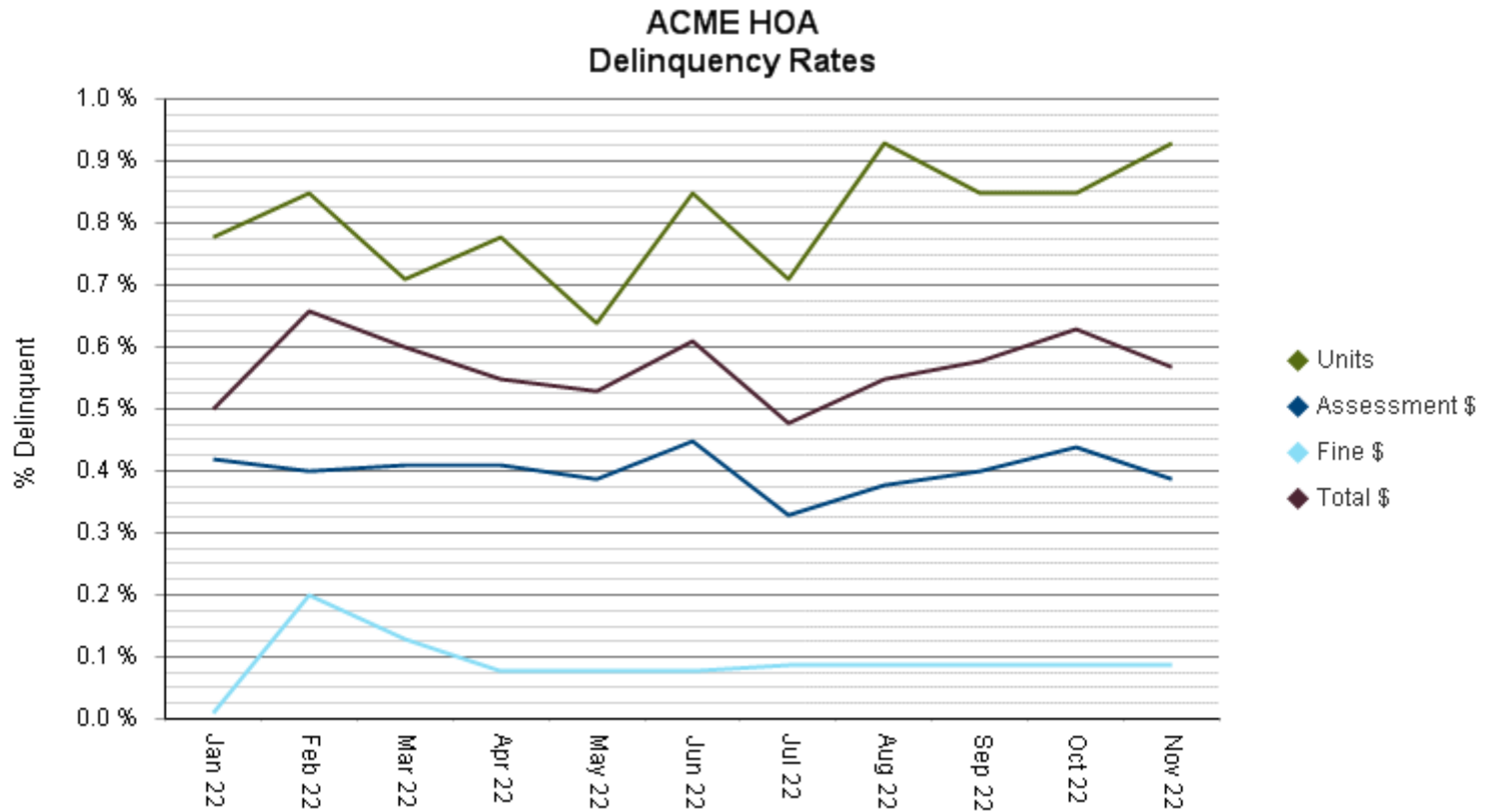
| <u>Date</u> | <u>Amount</u> |
|----------------|--------------------|
| December 2021 | <u>\$17,123.84</u> |
| January 2022 | <u>\$2,338.52</u> |
| February 2022 | <u>\$3,047.06</u> |
| March 2022 | <u>\$1,017.00</u> |
| April 2022 | <u>\$5,187.00</u> |
| May 2022 | <u>\$3,439.44</u> |
| June 2022 | <u>\$4,832.25</u> |
| July 2022 | <u>\$9,211.19</u> |
| August 2022 | <u>\$2,923.61</u> |
| September 2022 | <u>\$1,727.00</u> |
| October 2022 | <u>\$5,716.32</u> |
| November 2022 | <u>\$8,040.89</u> |

[Click here to enlarge](#)

ACME HOA

* Updated as of: 12/1/2022 9:29:32

DELINQUENCY RATES

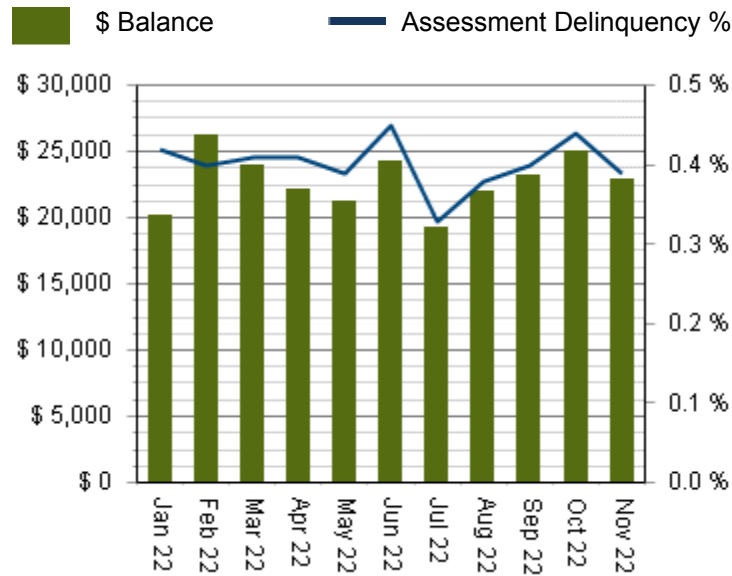


ACME HOA

* Updated as of: 12/1/2022 9:29:32

Delinquent (Accounts in Collection)

of Accounts: **12** Total: **\$25,382.60**



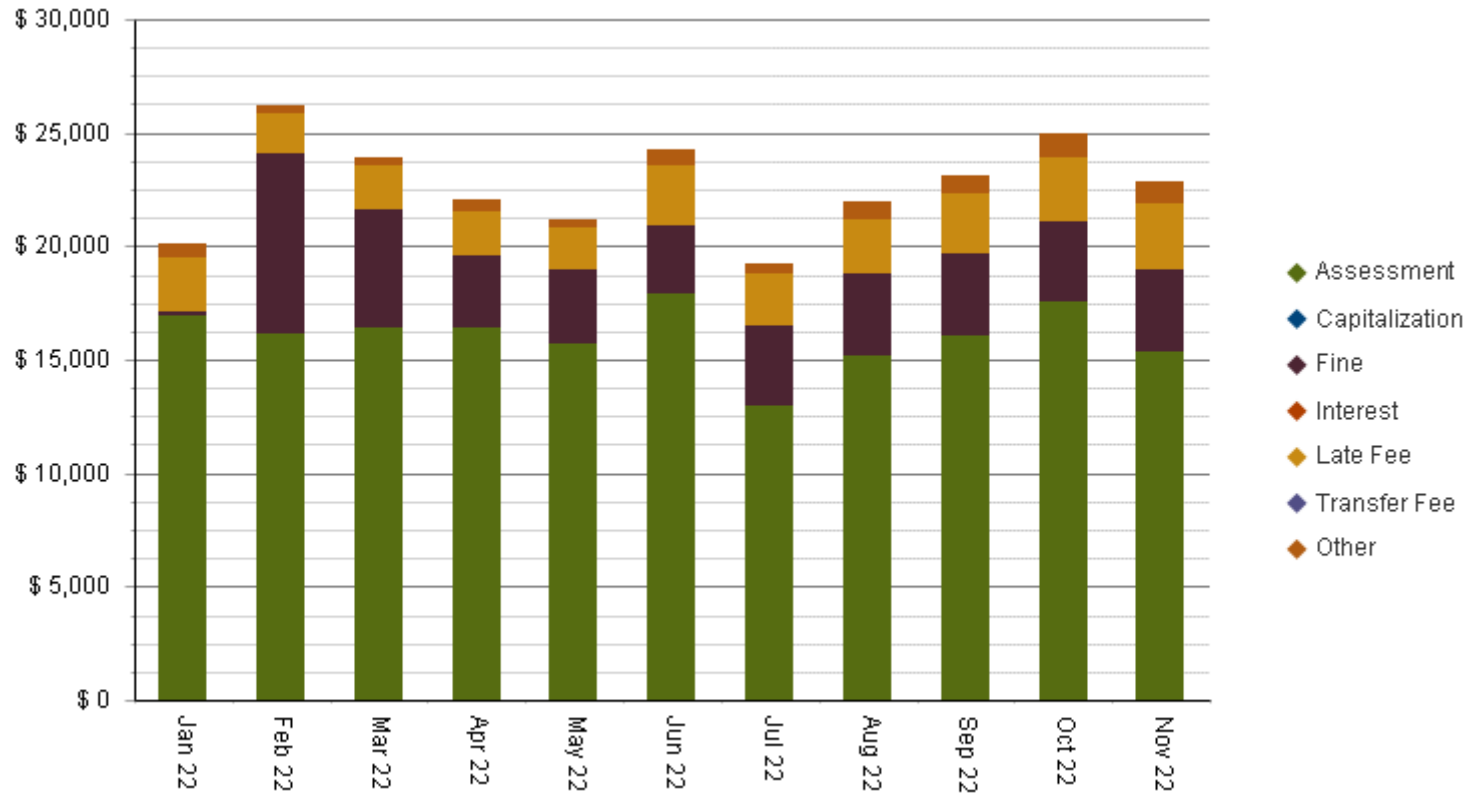
[Click here to enlarge](#)

| <u>Address</u> | <u>Account</u> | <u>Balance</u> |
|----------------|----------------|----------------------------|
| Fake Street | 838879 | \$2,050.00 |
| Fake Street | 840996 | \$1,820.00 |
| Fake Street | 840616 | \$1,899.28 |
| Fake Street | 840708 | \$1,899.28 |
| Fake Street | 838876 | \$1,500.00 |
| Fake Street | 836505 | \$4,163.94 |
| Fake Street | 840709 | \$4,300.00 |
| Fake Street | 840995 | \$1,535.00 |
| Fake Street | 840110 | \$849.00 |
| Fake Street | 840247 | \$2,371.00 |
| Fake Street | 840248 | \$1,971.00 |
| Fake Street | 839889 | \$1,024.10 |

ACME HOA

* Updated as of: 12/1/2022 9:29:32

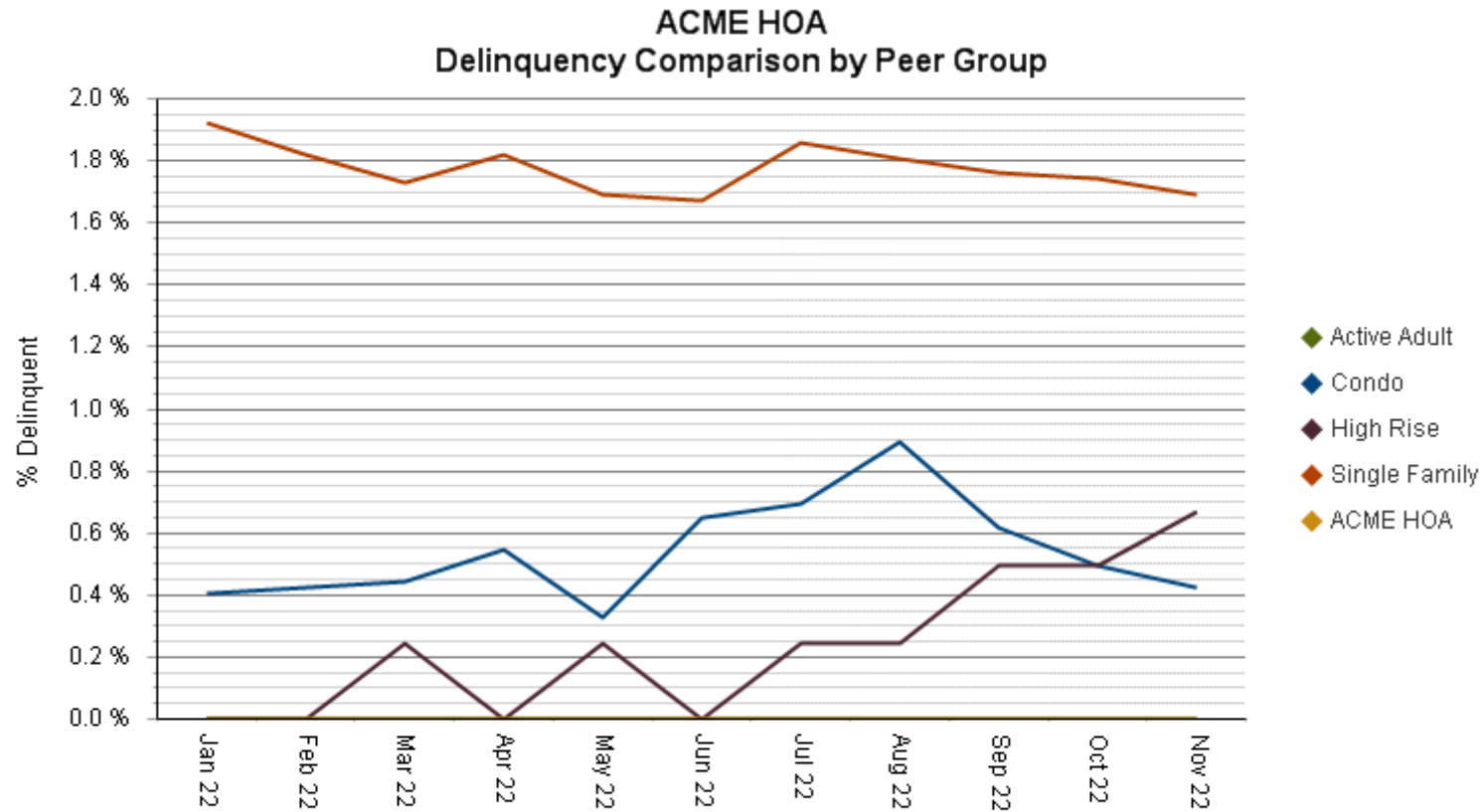
DELINQUENCY BY CATEGORY



ACME HOA

* Updated as of: 12/1/2022 9:29:33

DELINQUENCY COMPARISON BY PEER GROUP



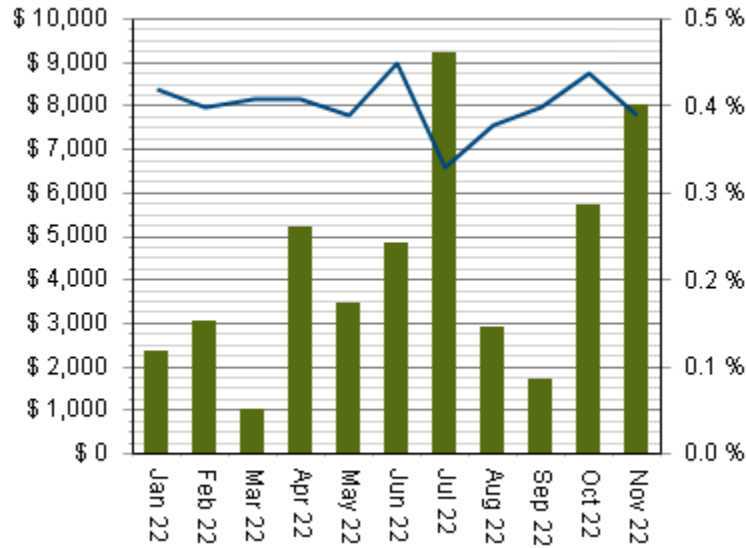
ACME HOA

* Updated as of: 12/1/2022 9:29:33

COLLECTED FOR November 2022

■ \$ Collected — Assessment Delinquency %

Total: **\$8,040.89**



| <u>Date</u> | <u>Account</u> | <u>Address</u> | <u>Amount</u> |
|-------------|----------------|--------------------|-------------------|
| 11/03/2022 | 839889 | Fake Street, Demo, | <u>\$735.00</u> |
| 11/10/2022 | 840251 | Fake Street, Demo, | <u>\$2,551.89</u> |
| 11/29/2022 | 840110 | Fake Street, Demo, | <u>\$2,096.00</u> |
| 11/30/2022 | 840256 | Fake Street, Demo, | <u>\$2,658.00</u> |

[Click here to enlarge](#)