

RRFS

RED ROCK FINANCIAL SERVICES

ACME HOA

Month Ending: Tuesday, January 31, 2023

The following is a summary of your collection data:

Collected for Current Year: \$2,743.95

Accounts in Collection: 7

Collected in Past 12 Months: \$59,227.58

Total Delinquent Amount: \$14,374.59

ph **702-932-6887**

rrfs.com

The nation's **leader** in collection services

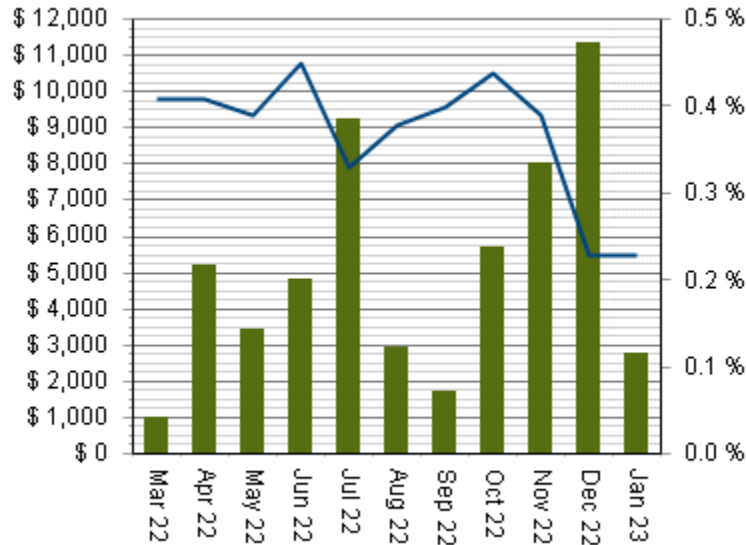
ACME HOA

* Updated as of: 2/1/2023 11:37:26

12 MONTH ROLLING COLLECTED

■ \$ Collected — Assessment Delinquency %

Total: **\$59,227.58**



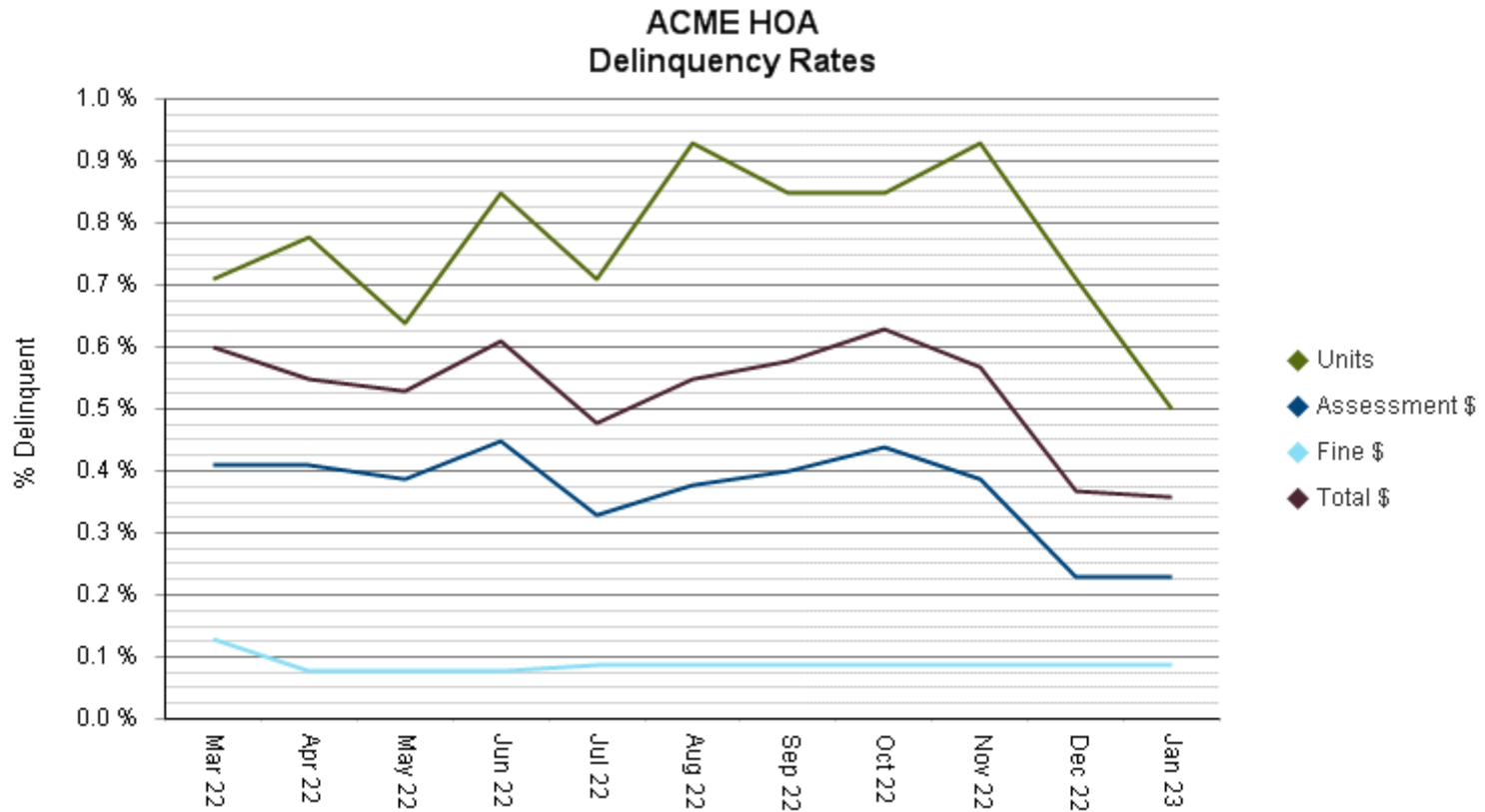
<u>Date</u>	<u>Amount</u>
February 2022	\$3,047.06
March 2022	\$1,017.00
April 2022	\$5,187.00
May 2022	\$3,439.44
June 2022	\$4,832.25
July 2022	\$9,211.19
August 2022	\$2,923.61
September 2022	\$1,727.00
October 2022	\$5,716.32
November 2022	\$8,040.89
December 2022	\$11,341.87
January 2023	\$2,743.95

[Click here to enlarge](#)

ACME HOA

* Updated as of: 2/1/2023 11:37:26

DELINQUENCY RATES

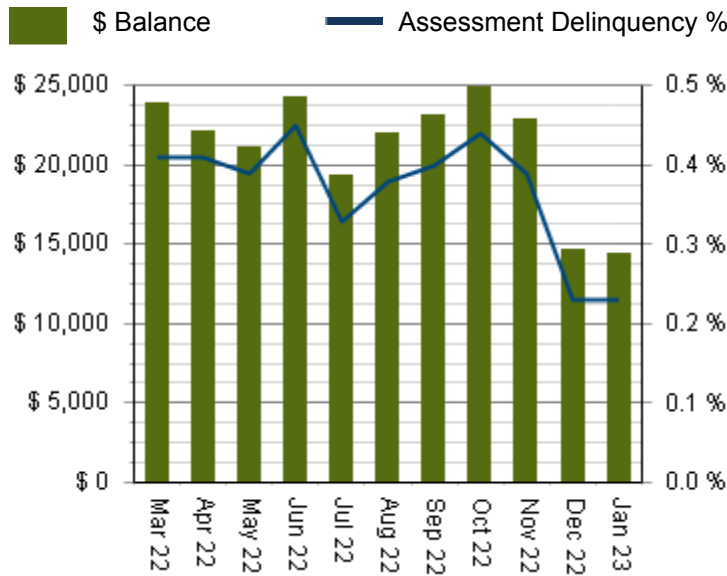


ACME HOA

* Updated as of: 2/1/2023 11:37:26

Delinquent (Accounts in Collection)

of Accounts: **7** Total: **\$15,717.59**



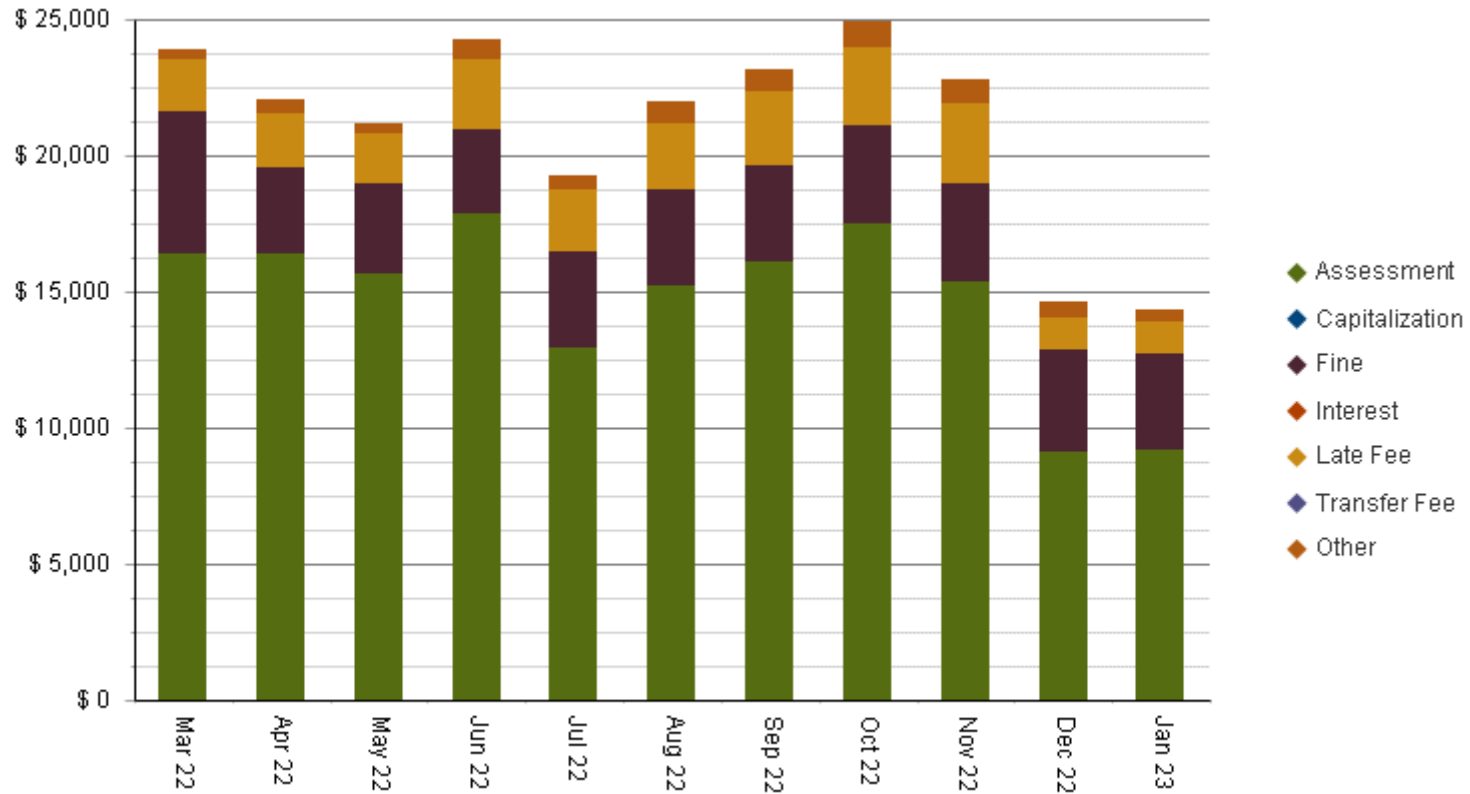
[Click here to enlarge](#)

<u>Address</u>	<u>Account</u>	<u>Balance</u>
Fake Street	838879	\$2,050.00
Fake Street	840996	\$2,515.00
Fake Street	841386	\$1,068.00
Fake Street	838876	\$1,500.00
Fake Street	840709	\$4,773.00
Fake Street	840110	\$1,355.59
Fake Street	840248	\$2,456.00

ACME HOA

* Updated as of: 2/1/2023 11:37:27

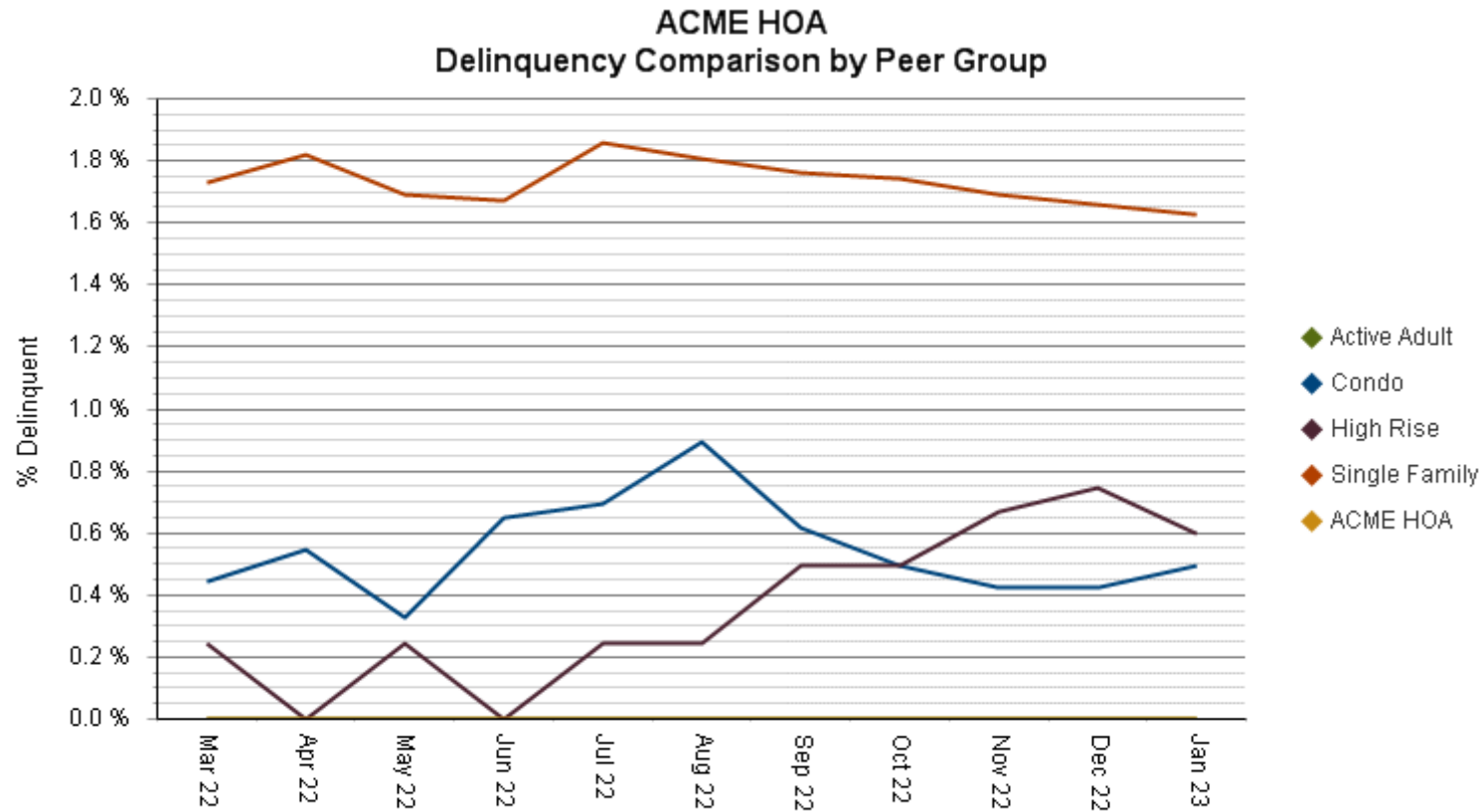
DELINQUENCY BY CATEGORY



ACME HOA

* Updated as of: 2/1/2023 11:37:27

DELINQUENCY COMPARISON BY PEER GROUP



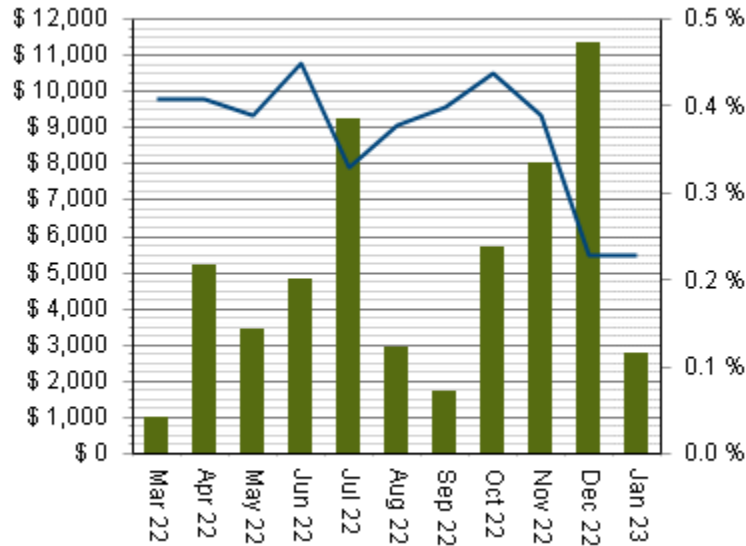
ACME HOA

* Updated as of: 2/1/2023 11:37:27

COLLECTED FOR January 2023

■ \$ Collected — Assessment Delinquency %

Total: **\$2,743.95**



<u>Date</u>	<u>Account</u>	<u>Address</u>	<u>Amount</u>
01/04/2023	840708	Fake Street, Demo,	<u>\$2,665.54</u>
01/19/2023	840110	Fake Street, Demo,	<u>\$78.41</u>

[Click here to enlarge](#)