



RED ROCK FINANCIAL SERVICES

ACME HOA

Month Ending: Sunday, June 30, 2024

The following is a summary of your collection data:

Collected for Current Year: \$24,396.78

Accounts in Collection: 7

Collected in Past 12 Months: \$40,076.32

Total Delinquent Amount: \$17,540.54

ph **702-932-6887** **rrfs.com**

The nation's **leader** in collection services

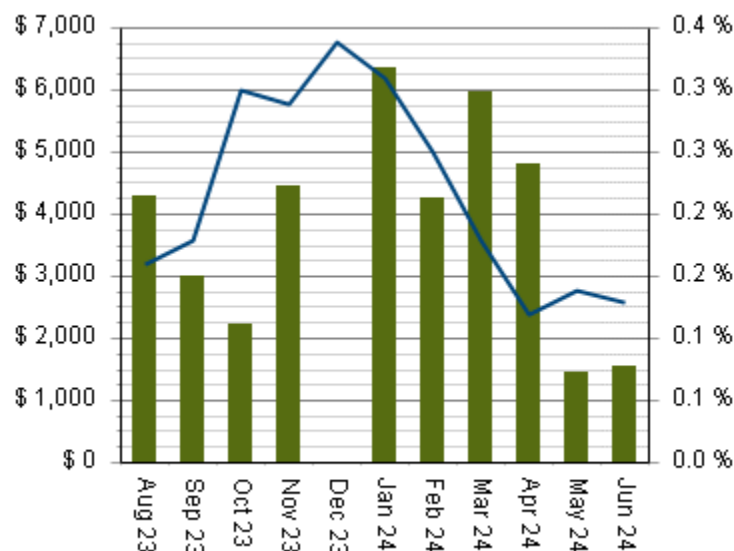
ACME HOA

* Updated as of: 7/1/2024 3:55:34

12 MONTH ROLLING COLLECTED

\$ Collected Assessment Delinquency %

Total: **\$40,076.32**



Date

Amount

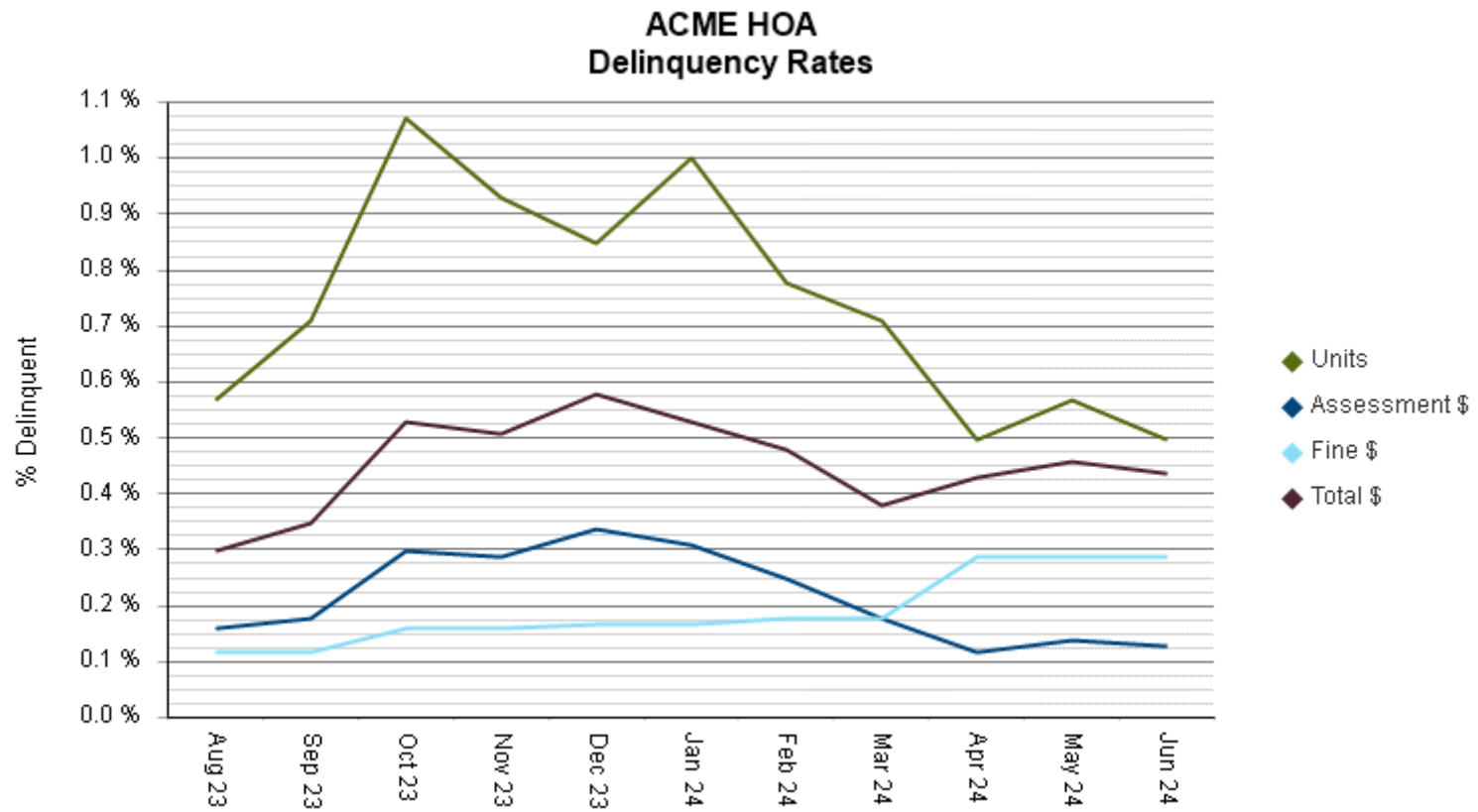
July 2023	\$1,745.08
August 2023	\$4,292.00
September 2023	\$2,990.00
October 2023	\$2,215.00
November 2023	\$4,437.46
January 2024	\$6,343.32
February 2024	\$4,250.00
March 2024	\$5,980.00
April 2024	\$4,814.46
May 2024	\$1,466.00
June 2024	\$1,543.00

[Click here to enlarge](#)

ACME HOA

* Updated as of: 7/1/2024 3:55:34

DELINQUENCY RATES



ACME HOA

* Updated as of: 7/1/2024 3:55:34

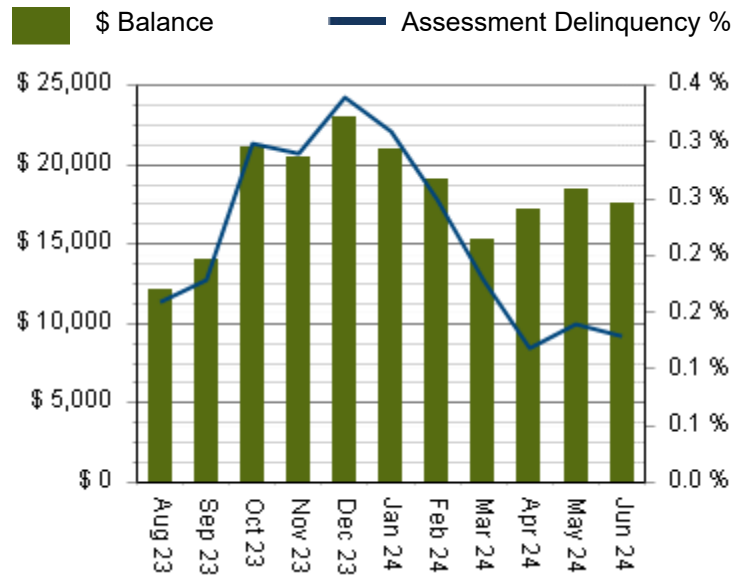
Delinquent (Accounts in Collection)

of Accounts:

7

Total:

\$18,387.54



[Click here to enlarge](#)

Address

Account

Balance

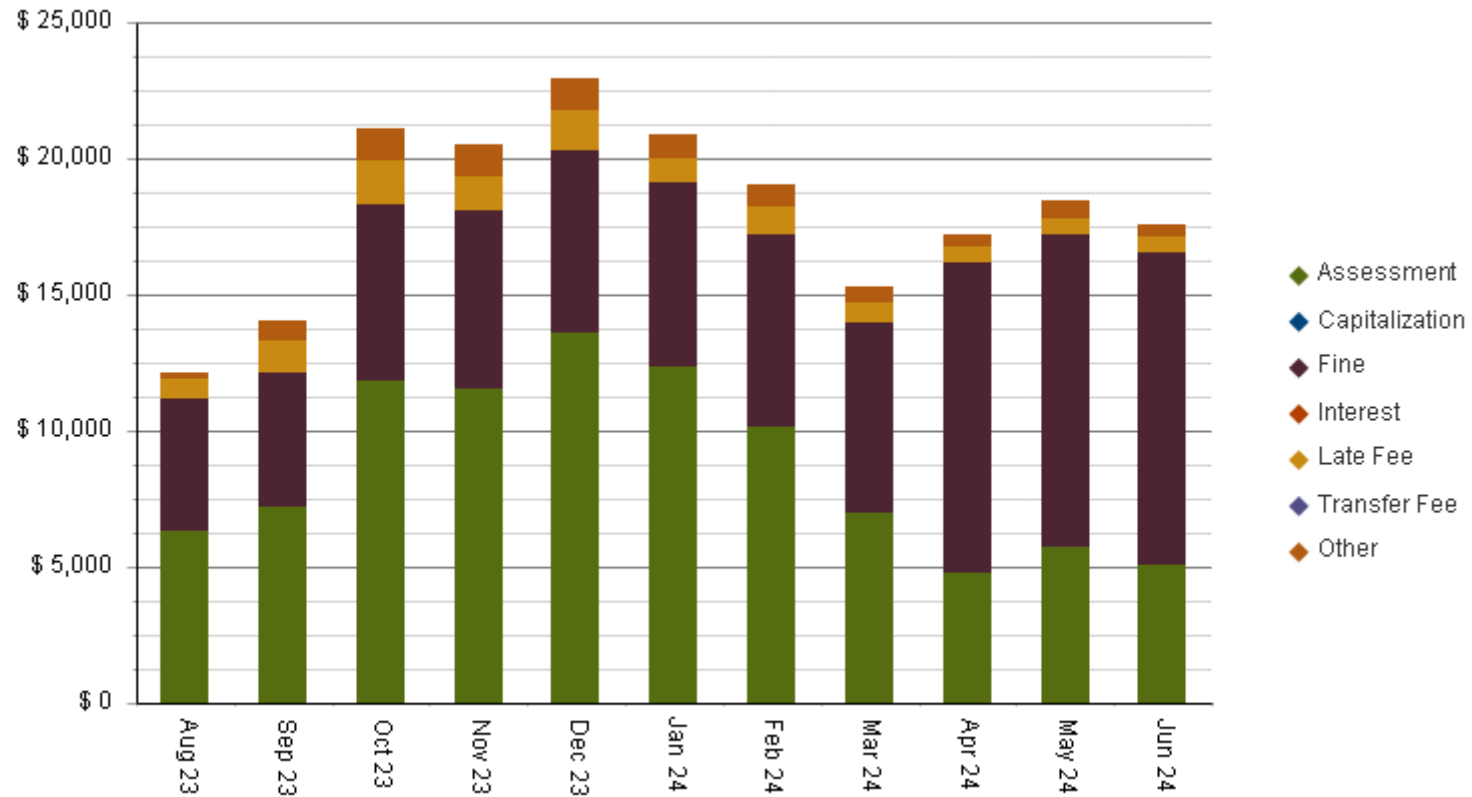
Fake Street
Fake Street
Fake Street
Fake Street
Fake Street
Fake Street
Fake Street

842926 [\\$1,600.00](#)
838879 [\\$6,400.00](#)
843935 [\\$2,691.00](#)
843475 [\\$1,875.00](#)
843145 [\\$1,762.00](#)
838876 [\\$1,550.00](#)
844625 [\\$2,509.54](#)

ACME HOA

* Updated as of: 7/1/2024 3:55:34

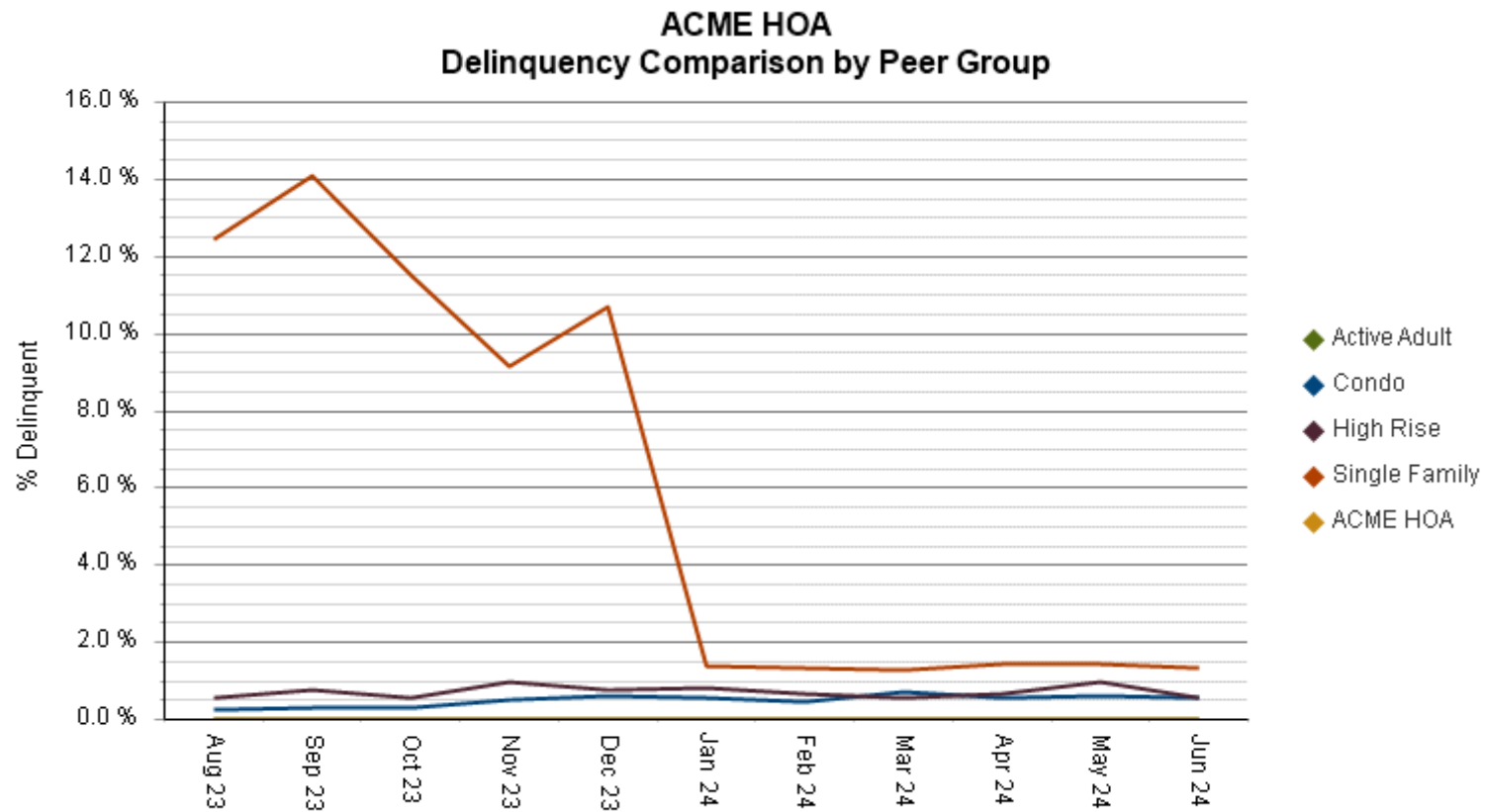
DELINQUENCY BY CATEGORY



ACME HOA

* Updated as of: 7/1/2024 3:55:35

DELINQUENCY COMPARISON BY PEER GROUP



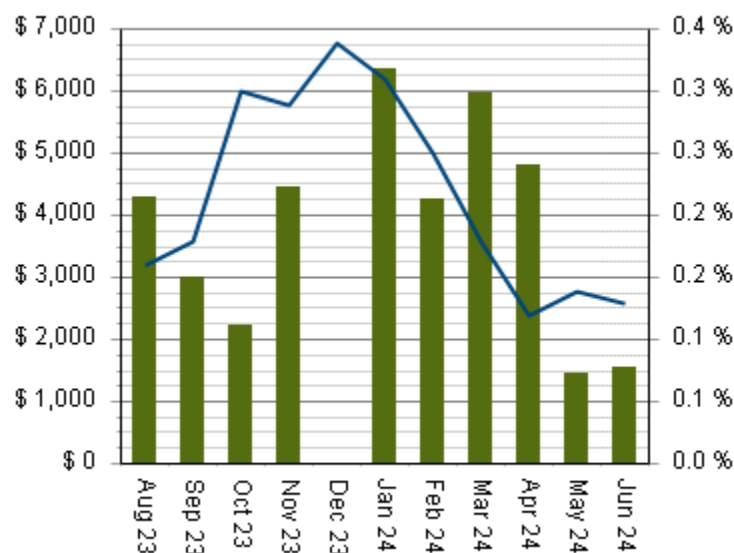
ACME HOA

* Updated as of: 7/1/2024 3:55:35 PM

COLLECTED FOR June 2024

 \$ Collected  Assessment Delinquency %

Total: **\$1,543.00**



<u>Date</u>	<u>Account</u>	<u>Address</u>	<u>Amount</u>
06/06/2024	845155	Fake Street, Demo,	<u>\$1,543.00</u>

[Click here to enlarge](#)